

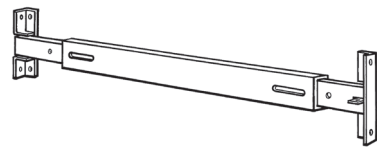
CAN'T FIND THE BARS YOU NEED?

ASK ABOUT OUR **SPECIAL ORDER** PROGRAM

Visit the **SPECIAL ORDER DESK** or ask a **STORE ASSOCIATE** for assistance
CHOOSE RIGHT...special order, delivery within 14 days!

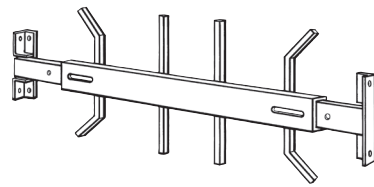
SERIES A

Suitable for openings from 6-14"
(15-36 cm) high.



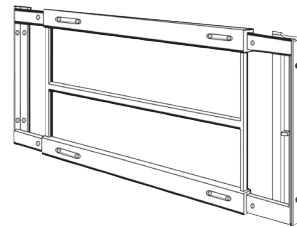
SERIES B

Suitable for openings from 12-22"
(30-56 cm) high.



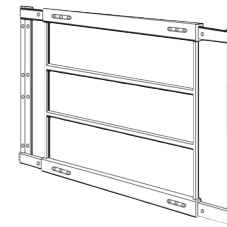
SERIES C

Suitable for openings from 12-24"
(30-61 cm) high.



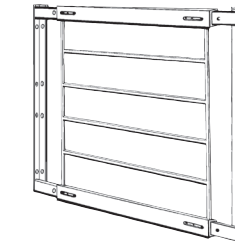
SERIES D

Suitable for openings from 21-33"
(53-84 cm) high.



SERIES E

Suitable for openings from 31-43"
(79-109 cm) high.



SERIES F

Suitable for openings from 41-53"
(104-135 cm) high.



ALL WINDOW BARS AVAILABLE IN THESE MODELS

FIXED (non-opening)

HINGED (swing away)

REMOVABLE (periodic use)

WINDOW BARS AVAILABLE IN THESE ADJUSTABLE WIDTHS

21" - 28" (53-71 cm) ** except Series A **

29" - 42" (74-107 cm)

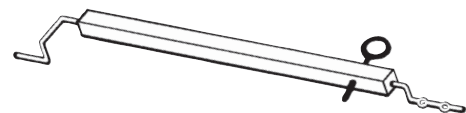
42" - 54" (107-137 cm)

52" - 64" (132-163 cm)

62" - 74" (157-188 cm) ** except Series A & B **

Keyless Quick Release Locking System

- Locks intruders out, doesn't lock you in!
- A safe, reliable locking system for emergency exits.

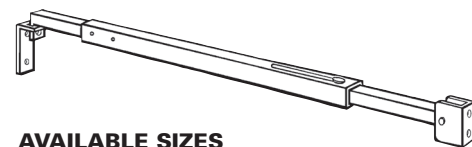


AVAILABLE SIZES

- 500 QQR RHR** Right-hand opening for A,B,C & D grilles
- 500 QQR LHR** Left-hand opening for A,B,C & D grilles
- 500 QQR RHEL** Right-hand opening for E & F grilles
- 500 QQR LHEL** Left-hand opening for E & F grilles

Patio Door Bar

- Folds out of the way when not needed.
- Opens up to 4" while still remaining locked, allowing fresh air in or small pets out.

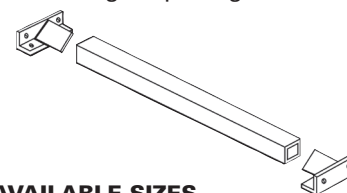


AVAILABLE SIZES

- PD 60** For 5' (152 cm) Patio Doors
- PD 72** For 6' (183 cm) Patio Doors
- PD 96** For 8' (244 cm) Patio Doors

Joining Post

- Use to connect two or more MR.GOODBAR® window bars to fit larger openings.



AVAILABLE SIZES

- JP 36** For openings up to 36" (91 cm)
- JP 46** For openings up to 46" (117 cm)

Back Door Window Grille

- Stops intruders from breaking glass and unlocking the door!
- Use on back doors, side doors, garage doors, cottage doors.




AVAILABLE SIZES

- BD 26** 24" (61 cm) wide and 26" (66 cm) high
- BD 40** 24" (61 cm) wide and 40" (102 cm) high

Removable Models

- Locking ends on both sides allow you to easily remove bars when not required.
- Perfect for cottages or store fronts.



Color Options



White
(standard color)



Black



Titanium



MR. GOODBAR®
 The Original Home Security Bars
 1-800-661-7555 • www.goodbar.ca

CHOOSING THE RIGHT WINDOW BAR

1

CHOOSE SIZE

1. Determine Mounting Type

- window bars may be mounted on either **INSIDE** or **SURFACE** of the window

2. Measure Height

- measure window opening (inside of window frame)

3. Measure Width

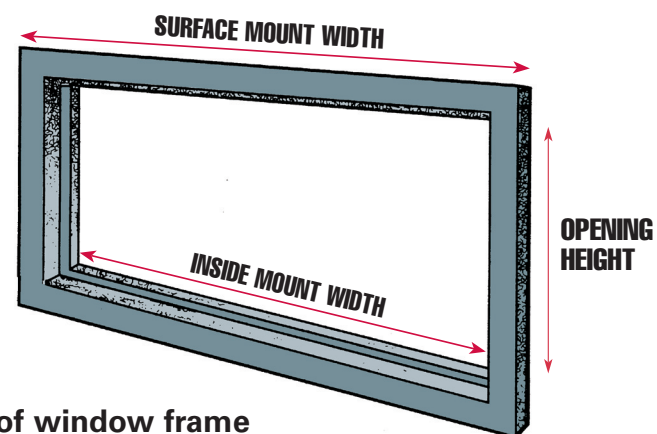
- for **INSIDE MOUNT**, measure inside of window frame
- for **SURFACE MOUNT**, measure outside of window trim

4. Select Size

- choose appropriate height and width from options shown on reverse

5. Larger Openings

- for tall windows, use multiple bars or mount bars vertically
- for extra wide windows, join two or more bars together with our joining post



2

CHOOSE COLOR

WHITE
STANDARD COLOR

BLACK
SPECIAL ORDER

TITANIUM
SPECIAL ORDER

3

CHOOSE MODEL

1. Fixed (non-opening)

- permanent installation
- most economical choice

2. Hinged (swing away)

- opens easily for window cleaning/repair
- may be secured with either a padlock or Keyless Quick Release Locking System

3. Removable (for periodic use)

- perfect for cottages or store fronts
- removable locking ends on both sides allow you to remove the bars for an unobstructed view through your windows

SAFETY CONCERNS

Windows in sleeping rooms and in basements with habitable space are typically used as secondary means of escape. These windows should be secured with the MR.GOODBAR® Keyless Quick Release Locking System.

MR. GOODBAR®
The Original Home Security Bars
1-800-661-7555 • www.goodbar.ca